

San Ace 92WF

9WFA type

Oil Proof Fan

Features

High Airflow and High Static Pressure

This fan delivers a maximum airflow of 3.1 m³/min and a maximum static pressure of 380 Pa.

Oil-proof

The windings and electronic components are structurally protected by materials with excellent oil resistance, and stable operation is maintained even in harsh oil mist environments.



92 × 92 × 32 mm

Specifications

The models listed below **have ribs and pulse sensors.**

Model no.	Rated voltage [V]	Operating voltage range [V]	Rated current [A]	Rated input [W]	Rated speed [min ⁻¹]	Max. airflow [m ³ /min] [CFM]	Max. static pressure [Pa] [inchH ₂ O]	SPL [dB(A)]	Operating temperature [°C]	Expected life [h]
9WFA0924G2001	24	12 to 27.6	0.58	13.9	9600	3.1 109.5	380 1.53	63	-20 to +70	40000/60°C (70000/40°C)

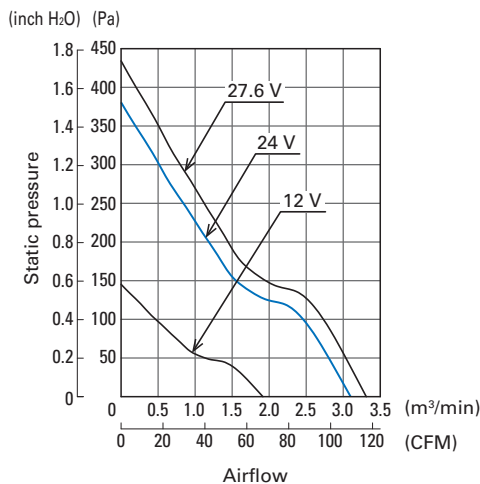
Models with the following sensor specifications are also available as options: **Without sensor** **Lock sensor**

Common Specifications

- ☐ Material Frame: Plastic (Flammability: UL 94V-0), Impeller: Plastic (Flammability: UL 94V-0)
- ☐ Expected life Refer to specifications
(L10 life: 90% survival rate for continuous operation in free air at 60°C, rated voltage)
Expected life at 40°C is for reference only.
- ☐ Motor protection system Current blocking function and reverse polarity protection
- ☐ Dielectric strength 50/60 Hz, 500 VAC, for 1 minute (between lead wire conductors and frame)
- ☐ Sound pressure level (SPL) At 1 m away from the air inlet
- ☐ Operating temperature Refer to specifications (Non-condensing)
- ☐ Storage temperature -30 to +70°C (Non-condensing)
- ☐ Lead wire ⊕ Red ⊖ Black **Sensor** Yellow
- ☐ Mass 205 g

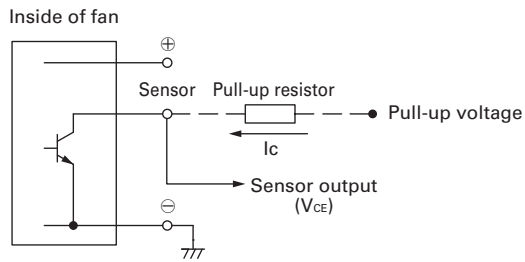
Airflow - Static Pressure Characteristics

- Operating voltage range



Specifications for Pulse Sensors

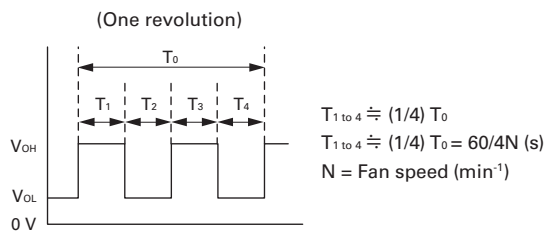
Output circuit: Open collector



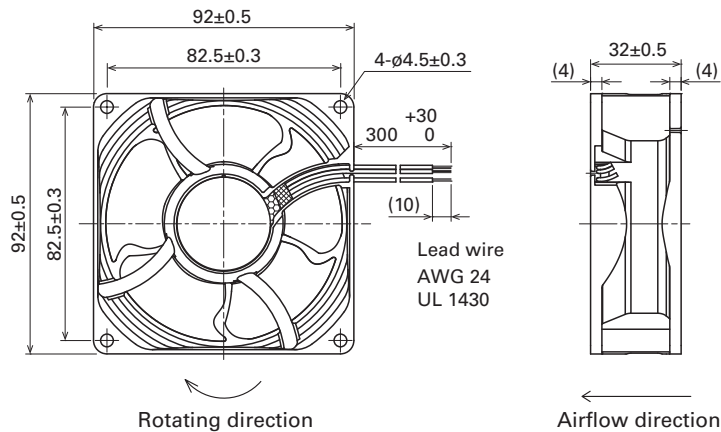
$V_{ce} = +27.6 \text{ V max.}$
 $I_c = 5 \text{ mA max.}$ [$V_{OL} = V_{ce} (\text{SAT}) = 1.0 \text{ V max.}$]

Output waveform (Need pull-up resistor)

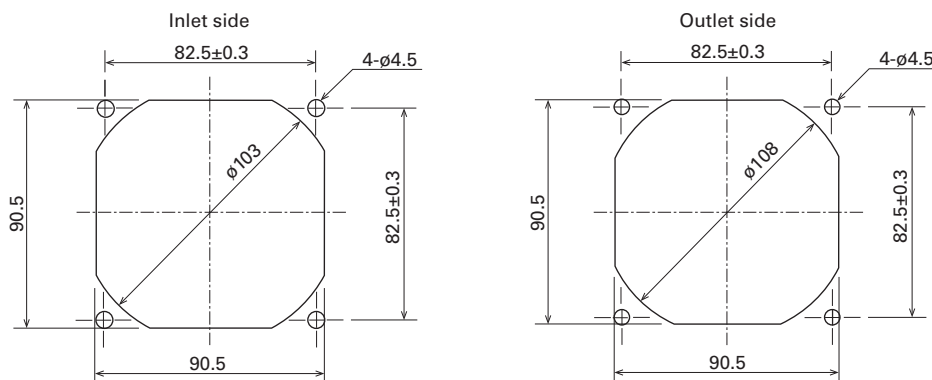
In case of steady running



Dimensions (unit: mm)



Reference Dimensions of Mounting Holes and Vent Opening (unit: mm)



Notice

- Please read the "Safety Precautions" on our website before using the product.
- The products shown in this catalog are subject to Japanese Export Control Law. Diversion contrary to the law of exporting country is prohibited.
- For protecting fan bearings against electrolytic corrosion near strong electromagnetic noise sources, we provide effective countermeasures such as Electrolytic Corrosion Proof Fans and EMC guards. Contact us for details.

SANYO DENKI CO., LTD. 3-33-1 Minami-Otsuka, Toshima-ku, Tokyo 170-8451, Japan TEL: +81 3 5927 1020

<https://www.sanyodenki.com>

The names of companies and/or their products specified in this catalog are the trade names, and/or trademarks and/or registered trademarks of such respective companies.

"San Ace" is a trademark of SANYO DENKI CO., LTD.

Specifications are subject to change without notice.

CATALOG No. C1096B001 '19.5